

Life detoxify health device

MP676A

***OPERATING
INSTRUCTION***

For dual system ion cleanse with mp3

Operationg Instructions

As one of most advanced product of hydrophathy in the world, which adds the function of music. You can enjoy music while cleansing your body. The soft, beautiful music could relieve yourself and enjoy a beautiful mood. Let's say goodbye to the city's bustle, sit down, wear the comfortable headphone to listen music with your lover or member of your family to enjoy the comfortable hydrophathy. The product would bring you a fresh feeling and you can get a high-quality health care.



A. How Does Ionization Work?

A water molecule is composed of two hydrogen atoms and one oxygen atom. When the molecule loses a hydrogen atom, the remaining OH molecule takes on a negative charge. As you walk along the beach, your body absorbs millions of these negatively charged ions, which alkalize the blood and tissue. Because of poor diet and high stress, we tend to accumulate and store excessive quantities of waste products, such as diacetic, lactic, pyruvic, uric, carbonic, acetic, butyric, and hepatic acids.





B. Patients and practitioners of the system have reported many great effects from using the system. They include:

1. Increased joint movement.
2. Joint pain relieve from arthritis.
3. Better sleep.
4. A better well being.
5. Increased energy.


C. Operation

1. Open aluminum foil package, take out mainframe place it where easy to manipulate .
 2. Connect electric power wire .
 3. power electrode board, wrist connect with mainframe, sure that reactive area touched skin, skin requested not too dry, should spread on wetting agent, put electrode board into laver, muscle test not required if not special treatment ,turn on mainframe, connect electric power.
 4. Press button “mode” go into choose mode, 5 modes offered, then according to “+” or “-” control time, usually half an hour.. If confirm, press “start ” directly.
 5. Please immerse the Feet into water, start the treatment.
 - 6 .Choose mode.
- Mode 1: “ MODIFICATION” is to eliminate toxin mode, can be used by daily maintenance.
- Mode 2: “Positive” : Anode applied to medicine clinic.
- Mode 3: “Negative” Cathode applied to medicine clinic.

Mode 4: “TREATMENT” is cure mode, suggest do muscle test, most apply to medical treatment.

Mode 5: “THERAPY” is physical therapy, suggest do muscle test, most apply to medical treatment.

D.Attention



- 1.Do not touch power while your hand is wet, please pay attention to your personal safety.
- 2.Avoid striking the machine.
- 3.Use clean cloth to polish the dust on the machine’ s surface, do not use any chemicals.
- 4.Be gentle when pressing the keys to protect the machine under normal use.
- 5.You must prop up the machine with the handle while the machine is operating.

E.Troubleshooting

Malfunction	Technician
LCD screen does not illuminate.	Check the power cord, check for blown fuse.
The array does not work.	Replace the array after checking the connection.
Pressing any key does not produce a response.	Turn off power switch for 10 seconds, and then restart.

F.Packing list

Ion Detoxification	Array	Power Cord	Wrist Belt	Aluminum Storage Box	Data cable	Instructions	Headphone
1	2	1	2	1	1	1	2

G.Operating instructions

1. Use ordinary tap water. Do not use distilled water. All water quality is different. Only add a little salt at a time. Adding salt will promote the Ion Detoxification System to conduct electricity. The capability of conducting mainly lies in the waters conductivity quality. The capability of the conducting of the water determines the ion effects and impacts the function of detoxification. If the ampere readout is 1.5 amperes or below, add a little salt to enhance the capability of the conducting. But for maintaining the machine life, please avoid adding salt.
2. Adults need 30 minutes per section.
3. 8-15 year old children must use with adult supervision for no more than 15 minutes.
4. Under 50 years, OK to use it every other day for 14 continuous treatments, then stop for three weeks before starting the 14 treatment cycle. Over 50 years, OK to use it every three days for 14 continuous treatments, and then stop for four weeks before starting the 14 treatment cycle. Do not use more than three days in a row. Do not use more than twice per day.
5. The array is needed to be cleaned after every use by soaking in a combination of 30 parts water and 1 part of phosphoric acid or household bleach. Soak at least 5 minutes.

H. Precautions

1. People who have battery operated implants (e.g., pace makers) should never use.
2. Anyone who has received an organ transplant should never use.
3. Pregnant women or nursing woman should never use.
4. Less than 8 years old child should not use.
5. People who have low blood sugar should eat before use.
6. Persons using high quantities of tobacco or alcohol should use the machine.
7. Persons with low immunity should use the machine.
8. Persons who have high stress should use the machine.
9. Persons who use excessive oils for cooking should use the machine.
10. Persons with diabetes, hypertension, high blood sugar, rheumatism, or arthritis should use the machine.

The system does not claim to cure or treat any disease or injury. It assists your body to re-balance its bio-energy fields, and stimulates the body for self-detoxification. The body's organs will naturally function better when the electro-magnetic fields are charged. The ion energy charged footbath will help you feel young again.

Warranty Information Card

This warranty covers defects in material and workmanship for one year from the original date of delivery. We will replace any part which in our opinion is defective; if the housing has not been subjected to tampering, alteration, or improper use after delivery and has not been repaired by anyone except us. Our obligation does not include the cost of transportation. We are not responsible for damage in transit, and claims for such damage should be presented to the carrier by customer. The housing is not warranted against misuse or use in abnormal temperature conditions.

For servicing under this warranty, return any defective part to YOUR DISTRIBUTOR within the period listed below.

Warranty Registration Card

To register your warranty for this product, complete the information below.


Name

Address

City/State/Zip

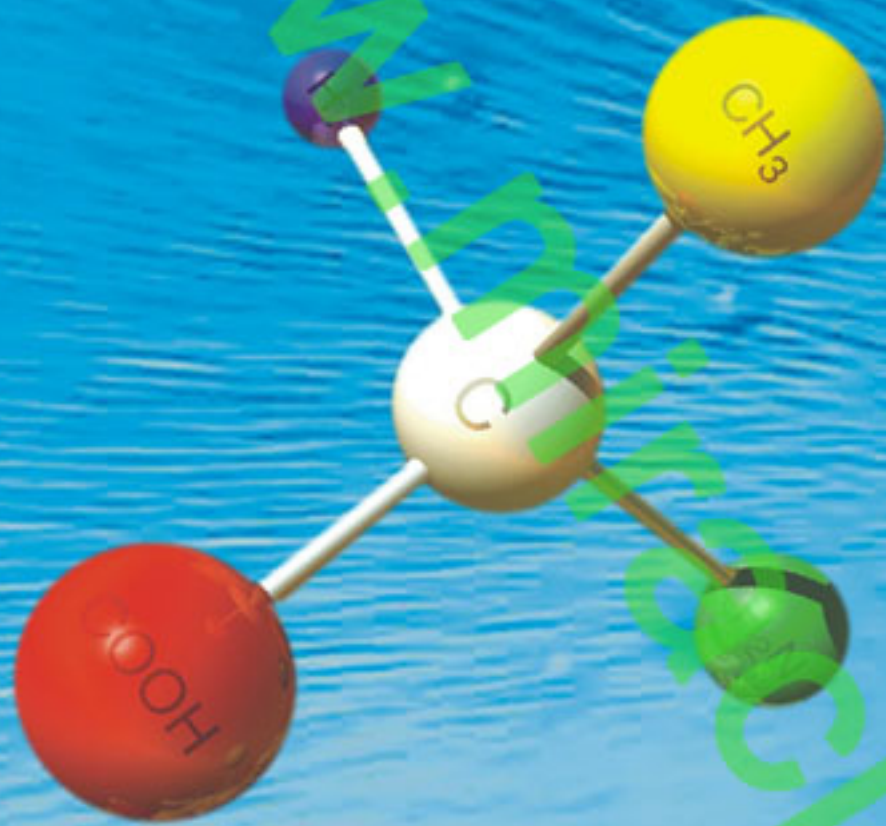
Telephone

Date Purchased



Color or Particle	Material or Area of the Body Being Detoxified
Black	Detoxifying from liver
Black Flecks	Heavy metals
Brown	Detoxifying from liver, cellular debris, tobacco
Dark Green	Detoxifying from gallbladder
Orange	Detoxifying from joints
Red Flecks	Blood clot material
White Cheese-Like Particles	Most likely yeast
White Foam	Detoxifying from Lymphatic system
Yellow-Green	Detoxifying from Kidneys, bladder, urinary tract, female/prostate area

http://www.science-china.cn



MIRACLE CO.,LTD

Address: Room B601 Hengsheng Building B , No. 205 Huanshi Zhong Road

Guangzhou China /POST NO.:510010

TEL:86-20-86673107 FAX:86-20-8667275

Email: admin@miracle-china.com

Skype: [miracle-china](#)

MSN:china.miracle@hotmail.com QQ:286372662

<http://www.miracle-china.cn>

www.miracle-china.cn