

Operating instructions



***BEFORE use, please read through
this introduction manual.
This product is designed for use by
HEALTHY PEOPLE only.**

Miracle

Operation and Usage

The main parts to the Spa-Cleanse are:

- 1) Controller (Foot bath);
- 2) Electrode Plate (Array);
White or Black available
- 3) Wrist Monitor Blue or Black
- 4) Slice for physical therapy;
One pair (adhesive) White
- 5) Power Supply



Technical specification

Work voltage: AC100-240V $\pm 10\%$

Power: 40W Frequency: 50/60Hz

Reasons for detoxification

The healthy life of people depends on the balance of electricity in the body. A healthy person should have 80% negative electricity (usually called negative ions) and 20% positive electricity (positive Ions). However the human body is somewhat like a giant magnet that attracts and holds onto toxins. Some such toxins are heavy metals, partially oxidized fats, dissimilated proteins, cholesterol deposits, uric acid, plaque, lactic acid and the vast array of chemicals that pervade our water, air and food. These toxins disrupt normal body functions, Creating an environment for disease, allergies and immune system problems. Ion generating technology has been around for many decades.

It is this technology that is the secret to success in the Spa-cleanse process by using an alternative positive and negative ion charge during the same treatment. This important discovery now makes it possible to remove unwanted toxic material from the body, regardless of the electrical charges the toxins may hold.

The theory of operation behind the Spa-Cleanse

The Spa-Cleanse process is an amazing cleansing method for detoxifying your entire body by bathing your feet in warm water while using positive and negative ions from an ion generator. This process is also known as electrolysis. The array element is the actual ion generator and sits down into the water bath, creating the ion charge and flow within that solution.

It connects to the Spa-Cleanse, which controls the array element ion flow exchange.

Ions are charged atoms that have gained or lost an electron, which causes them to set up a electrostatic field capable of attracting and neutralizing oppositely charged particles and so pulling them out of the body through a process called osmosis. Osmosis is a scientific term used to describe the movement of particles through a cellular membrane from a higher concentration to a lower concentration. The lower concentration in this case refers to the ion field set up by the system in the water. Often at times it is possible to reduce pain and swelling, edema and other symptoms caused by a long-term lifestyle and a chronic toxic build up in the body. The long-term effectiveness of the detoxification process also depends on other life enhancing and life style changes that the patient is willing to make. Namely our so-called toxin within the body. Losing saturated atomic nucleus or obtaining electron can make magnetic field become electric ion, for the infiltration function of the body or while flowing into the high density area from low density area, the polar plate can make high density of environment in water. Controller of instrument board, when polar plate and hand, foot or body are at the same time in water, can convey electric current to the polar plate, this can make metal and water in the polar plate or salt operate, then produce a lot of ion, neutralization ion itself cause anion to be easy to enter body and combine with internal bacteria and toxin, so as to balance cation and anion of body. And one layer of outermost electrons receive the external action, will break away from the constraint of the atomic nucleus to fly out, gas molecule of the lost electron will become cation, it is called toxin expeller.

Operation method

1. Insert the plug of the polar plate in the front **ARRAY** jack of the instrument board.
2. Join in the back of instrument board one end, power of adapter, another end put through the power.
3. Put the polar plate into water, must make the water level higher than the central copper and lower than the polar plate top, otherwise it will influence its service life. If the electrode board was not put in water, the screen will state: **ATTAY NOT IN H₂O OR SALT REQUIRED.**
4. The words (**SPA CLEANSE 2.0 PRESS* TO START**) will appear when turn on its power and then press * on the keyboards.
5. Then you will find following message (**70% + 30% - PRESS#8 TO RUN**), so press the key #8.
6. Later (**ENTER TIME 1-60 MIN + ****) appear, then enter into 30 minutes, the chronic patient input 45minutes, the child over six inputs 15minutes. If the figure input over than 60, the screen will state:

TIME IS>60 USE CAUTION!

7. When the machine begins operation, the screen will state (TIME =00:00 POS+ PRESS# TO QUIT), machine will examine voltage and ampere of water every 3 seconds by itself, such as (TIME= 00:03 POS+ V+ 21.18A+ 1.96). Because the water quality of all parts is different, different mineral amount in water cause the different data. For example, as turning it on, it state A+ less than 1.70, it need to add a little salt for enhancing the electric conduction.

8. If input by mistake or press the wrong key, press the # key or restart the machine.

The default password is 000000. To make your own password, press #5 to change the password, enter the default password. If the password is wrong, it will appear.

```
INPUT ERROR!  
PLEASE CHECK!
```

Enter the new password, and enter the new password again, the password had been changed:

```
PASSWORD CHANGED  
PRESS # TO QUIT
```

Press #2 shows the time and how many times the machine had been used.

```
TIME : 0000H 00M  
COUNT : 0000
```

Press # return to the working mode.

Counter explanation: it is count for a time unless the machine works over 5 minutes continuously.

Press #3 to delete the time and counter, but it needs to enter the password, if the password is right, it will show:










```
TIME : 0000H 00M  
COUNT : 0000
```

Press # return to the working mode.

Notice: in order to maintain the life of the polar plate, add salt as little as possible, add the less antiseptic materials in water, can lengthen the life of the electrode. The most normal value: V+ between 12~18, A+ between 1.50~1.90, if A+ is over than 2.50, the screen will state CURRENT IS>2.50 IS IN TROUBLE!

CONTRAST OF THE RESULTS

We surround by water, all of breathe, steep, drink and eat is water, which form FIELD, because 70% of human body is water, so we will reciprocate with this FIELD, toxin of body seem to be quite similar with toxin in water of specific region. when user's feet soaks in water, more toxin will go to water, you can find the toxin running out will adhere to feet verge or the barrel wall too, and form the circle. The main toxin seems to be quite similar in the specific regional water, but it will find that different colors appear in water. Prove through many kinds of experiment that the following testing results can be contrasted:

Colour or particle	Material or Area of the Body
 Yellow-green	Detoxifying from the kidney, bladder, urinary tract, prostate area
 Orange	Detoxifying from joints
 Brown	Detoxifying from liver, tobacco debris
 Black	Detoxifying from liver
 Dark green	Detoxifying from gall bladder
 White foam	Lymphatic system
 White cheese-like particles	Most likely yeast
 Black flecks	Heavy metals
 Red flecks	Blood clot material

The binding energy of water, metal and salt can cause the color and material even not soak feet in water. SPA CLEANSE principle that the ion purifies in water is used in the human body too. But different areas, because the different water pollution degree, there are different results. There are different results. There are different prevailing symptoms in each district, for example people all have joint diseases at one place, but people's kidney or bladder are not good at some places etc., so it is better to make test after washing feet, so that it cannot influence normally. In addition that consume of polar plate metal will make metal compositions in water increase too. Constant observation and accumulating experience can help you recognize where toxin come from mainly. More heavily the mineral substance work in water, more actively purifying ion, from the result appeared, if it appears a lot of black points, 20%-40% of the black points due to the water quality of the area influenced, and other 40%-60% is the toxin from body.

Who should not use the Spa-Cleanse?

The Spa-Cleanse is safe to use by most people, except maybe in the case of.

- **During pregnancy (or suspected pregnancy)**
- **People with a pacemaker**
- **People with implanted organs or steel plates or joints**
- **People with epilepsy**
- **People undergoing any form of radiotherapy or chemotherapy**

Usage Suggestions

Children over the age of 3 can use the machine, preferably with Adult supervision. However the time period should be shortened. People less than 50 years old should use the Spa-cleanse every 3 days for 14 times. Take a break and start again after 3 weeks. People over 50 years old should also use the Spa-cleanse every 3 days for 14 times. Then recommence after 2 weeks.

Please contact the distributor if you experience any other troubles.

*** If there are the following situations, forbid using this machine.**

Taboos & Attentions

- 1、 There are pulse adjusters or other electromagnetism equipment on someone's body;
- 2、 People who is pregnant or in the nursing woman death a niversary uses;
- 3、 People who were made organ transplanting surgery;
- 4、 People who have taken heart disease medicine for a long time;
- 5、 People who accepts the medicine treatment or the mental healing regularly;
- 6、 Epilepsy patient.

Moreover, must pay attention to the following several points:

1. Any medication needs to keep the blood pressure normal, treat such as the blood pressure medicine. And the microcomputer ion toxin expeller machine must be used before medication, so the patient could maintain a normal blood pressure value.
2. Pregnant and the persons who nurse should not use, because it may discharge tissue and toxin of the oil outside the body, it will change

nutrition of milk and make the formulation of the nutrition composition hindered. Though any identification does not show its harmful effects, on the basis of safer consideration, we propose you had better not use.

3. Kidneys are being dialyzed, hormone pancreas island pharmaceutical, incomplete heart congestion person are suitable for using to accept, slight toxin expeller can help body discharge toxin, make kidney or heart cannot discharge by itself expel smoothly, and cannot influence any medication and lower hormone pancreas island index.

4. Some persons were made metal joint transplanting will feel uncomfortable under the electric magnetic field, please be out of use.

5. When children 6 years old to 15 years old using, it should be set 15 minutes, the adult should set 30 minutes; the chronic patient should set 45 minutes each time. Under the age of 50 uses once every 3 days, finish 14 times in 42 days, rest for 2 weeks then go on the next 14 times.

6. Some uses will lose some electrolyte (calcium, starch, charcoal water chemical compound. etc.) when testing, and when purifying the ion in the body, you must supplement the vitamin, fatty acid, mineral substance at any time. In order to increase the metabolize circulation of the body, promote the body to expel toxin itself.

Storage

Clean the electrode array before storage. Please note that it can not be fully immersed into water for washing (keep the cable end dry). You can use a cleaning aid (the distributors can supply) for periodic cleaning of the array. Please keep the array in a dry area when it is not in use. Do not submerge the bath in water as this may cause the display and electronic components to be damaged.

Cleaning and Maintenance

The outer shell of the element array is made of acrylic that can be cleaned by washing in warm water and cleaner. Keep the top 1 cm above the water level (connection cable). Add one teaspoon of white acidic powder, or one half tablespoon Array element cleaner to the cleaning water and leave to soak for 1/2 hour minimum or over night. It is recommended to clean the Spa-cleanse after every 5-10 uses. The electrode array may need to be replaced after frequent use (approximately 50 times). This will depend on the water quality and if salt has been added to the water in use.

Troubleshooting the SPA-Cleanse

Trouble situation	Solve by
Turn on the machine, but the display is off, and not any words display	1. The power line is not connecting well, need to reconnect it. 2. the power fuse broke, need to change 2.5A fuse.
The display show messy code or incorrect content	The time of turning on and turning off the machine is too short, need to turn on the machine 2 minutes after turn off the machine.
The machine suddenly off during using	Maybe the voltage is not steady, need to turn on it once again.
The water has no color or the color is very light	Maybe the electrode plate is damaged; need to change the electrode plate.

Enjoy the Pleasure of using the SPA-Cleanse

MIRACLE CO.,LTD

Address: Room B601 Hengsheng Building B , No. 205 Huanshi Zhong Road Guangzhou
China /POST NO.:510010

TEL:86-20-86673107 FAX:86-20-86672750

Email: admin@miracle-china.com

Skype: miracle-china

MSN:china.miracle@hotmail.com QQ:286372662

Http://www.miracle-china.cn

Http://www.miracle-china.cn